



EVERYTHING *You Love.*
ONE AMAZING EXPERIENCE.



 **WESTMAN**
InfiniTV



Get to know your InfiniTV

Welcome to your InfiniTV Android experience. Westman InfiniTV will simplify your life by making your TV smarter and accessing entertainment easier.



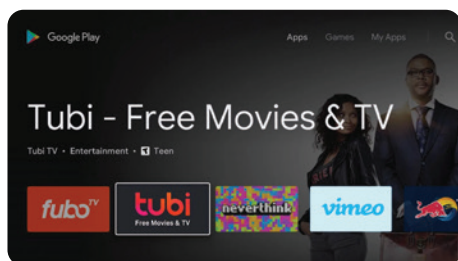
You can now enjoy Westman Live TV, Video on Demand (VOD), and your streaming entertainment* such as Crave, Disney+, Amazon Prime Video and Westman GO Apps in one place.

Kick back and relax with the ultimate viewing experience and entertainment options that exceed your expectations.

*Select GO apps available for download on your streaming entertainment service.



Stream TV, music, videos and more on your favourite apps. Explore the available apps on your Android TV by selecting the “Google Play” button on your remote.



In the 'Get more apps' section, find your desired Google Play app by selecting “Search” on the top right-hand side of the screen. You can then enter the name or topic of the app you are looking for.



Google
Play
Search

Your InfiniTV Remote

Take control of the complete streaming TV experience.

The remote control ("remote") is used to navigate the User Interface ("UI") screens and menus, and to configure and control features and functions.

Power

Turns your TV power on/off.

Input

Switches between input sources such as TV and HDMI connected devices.

Shortcuts

A: Shows.

B: Filter (Sports/News/Movies/Kids).

C: Settings.

Playback Controls

Performs standard playback functions when viewing shows.

Apps

Navigation and OK

Use the arrows to navigate up/down/right/left. As well as, for fast forward, rewind, replay, skip, Restart and Lookback TV features.

OK - The middle button.

Used to confirm or to select, record and pause your TV.

Back

Takes you back to a previous screen.

Volume

Increase or decrease TV volume.

Info & Search

Low Battery Light

Power

Switches the set-top box to power on/off or standby mode.

Microphone.

Shortcuts

Red: Goes to features bar and records while watching Live TV or from the grid-style guide.

Green: To access TV On Demand.

Yellow: Takes you to your recordings list in the menu.

Blue: Returns you to the previous channel you were watching.

Guide

Display your Live TV grid-style guide.

Android Home

Takes you back to the main Android TV page.

Channels

Channel/Page up and down.

Google Assistant

Press and release the button to enable Google Assistant using voice commands.

Mute.

Subtitles/
closed captions
Last channel recall



To quickly scroll through the Live TV Guide, press and hold the up or down navigation arrow. After a moment, the channels will scroll in ultra-fast speed.



START HERE

Using your InfiniTV remote, select the apps icon on your Android TV home screen to get started.

Android Apps

This section displays your InfiniTV and downloaded apps. Add apps such as Crave, YouTube, Disney+, NHL, Google Play Movies & TV, and more, all available from the Google Play store.



In this section, your downloaded apps will be displayed from the most recent to oldest.

To begin your InfiniTV experience select the “InfiniTV app” and press “OK”. Now that you have started the InfiniTV streaming service, you will see easy to use features, settings, and apps that we designed with you in mind.

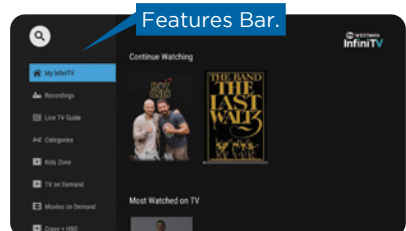
Search Programming

Search programming from the InfiniTV app by selecting “Search” in the Features Bar. Enter text or speak to search the show, movie, or actor/actress name you are looking for and select “OK”. Options from InfiniTV streaming service and other platforms such as YouTube will automatically populate.



My InfiniTV

My InfiniTV, under the Features Bar, gives you a visually rich, poster art layout, making it easier to find and watch shows you love. Here you will find sections such as Continue Watching, Most Watched On Demand and Live TV Recommendations. Enjoy a friendly user experience with these great sections without having to scroll through the grid-style guide!



Recordings



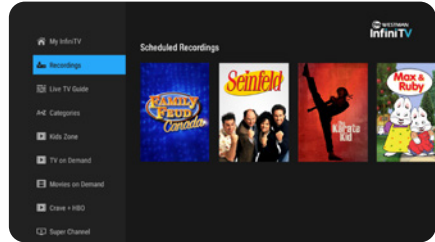
2 nDVR storage packages available

RECORD UP TO
◆ 150 HOURS

RECORD UP TO
◆ 350 HOURS

Enjoy the freedom to record multiple shows at the same time and peace of mind that you can watch them anytime for up to one year!

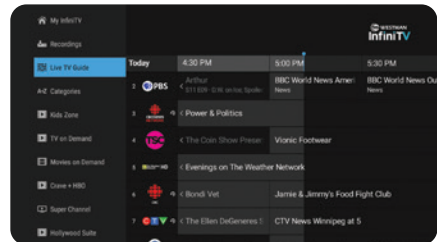
On the Features Bar of the InfiniTV app, select “Recordings” from the list of options. Here you will find your recorded series, scheduled recordings, and your nDVR quota (What space is left for new recordings). You can record a show or movie when you are in the “Live TV Guide” or your “My InfiniTV” by choosing the show or movie you wish to record and then clicking “Record” or “Series Record”. If you are watching a live show and you wish to record it, just click “OK” to select the show and then “OK” again to display options and then select “Record”.



Live TV Guide



On the InfiniTV app Features Bar, select “Live TV Guide” to display your guide listings.

The grid-style TV guide displays channel numbers, show titles, and the network making it easy to find your favourite TV show.



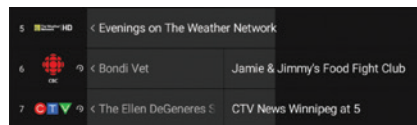
Restart

With Westman InfiniTV, you have the freedom to restart shows* in progress with Restart TV.

1. Look for the Restart symbol 
2. Click “Enter” on the show to watch it.
3. Press “Enter” to bring up Live TV options.
4. Click  button to restart a program.

Lookback

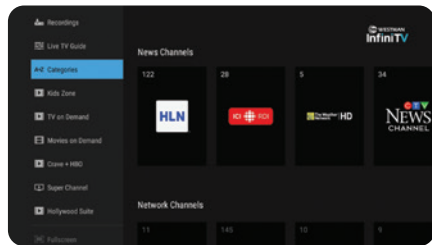
1. Scroll back in time on your grid-style guide, using the left navigation on your InfiniTV remote.
2. Select your desired program* highlighted in grey on your grid-style guide.
3. Select “Enter” twice to bring up show details.
4. Select “Play” to watch your show.



*Restart, Lookback, fast-forward, and rewind are available only on select channels.

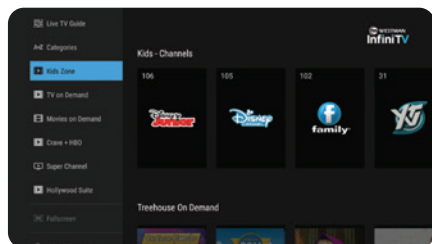
A-Z Categories

You no longer have to scroll through the channel guide trying to find what you would like to watch. We have designed a categories option in the Features Bar for easy navigation of channels. There you will find categories like News, Networks, Sports, Movies, and more. Pick a category that you love and then select one of the channels within that section! It's that easy.



Kids Zone

In a rush to find something for the kids to watch? We've made it quick and convenient to find something for the kiddos in a pinch. In the Features Bar, we have added a Kids Zone category for quick navigation and a great user experience. You will find options within such as Kids Channels, Treehouse on Demand, Disney on Demand and Nickelodeon on Demand.



Parental Controls

Use parental controls to restrict what programming can be viewed based on content *ratings and warnings. When parental controls are enabled, restricted content cannot be viewed. You can set different parental levels on each sub-account. Only the master (main) account can enable or disable parental controls using the master PIN.

Enable Parental Controls

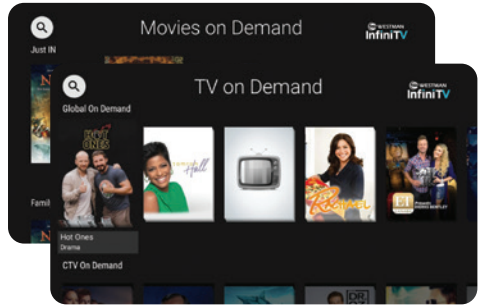
1. From the Android TV home screen, select the InfiniTV app.
2. Go to the Features Bar (by pressing the My TV button) & select your profile.
3. Select "User" then "Edit User" on the profile you want to control.
4. Then select "Parental Controls".
5. Select your choice for the following and press the "OK" button.
 - Movie rating
 - TV rating and Flags
 - Allowance
6. Enter the master PIN number and make your selection.
7. Click on the "Back" button.

To disable parental controls, you need to be in the master profile, then repeat steps 1 - 7, and select disable "Parental Controls".

*Parental controls for InfiniTV are based on USA rating system. Any item below the selection will be blocked content.

TV & Movies On Demand

Get what you want, when you want. You can access TV or Movies On Demand, and more. On the feature bar of the InfiniTV app, make your selection from the list of On Demand options. The format will be laid out with poster art and have different subject titles such as “Global On Demand”, “CTV On Demand”, and “Family On Demand.”



SMART HIGHLIGHTS

FOR THE SPORTS ENTHUSIAST

Smart Highlights, a complimentary feature for InfiniTV subscribers, offers easy access to cloud-stored highlight reels of NFL, NBA, and popular soccer league games. This eliminates the need for manual recording or game selection. Users can choose from various viewing options, including:

Game Recap: Customize highlight duration for a condensed game review.

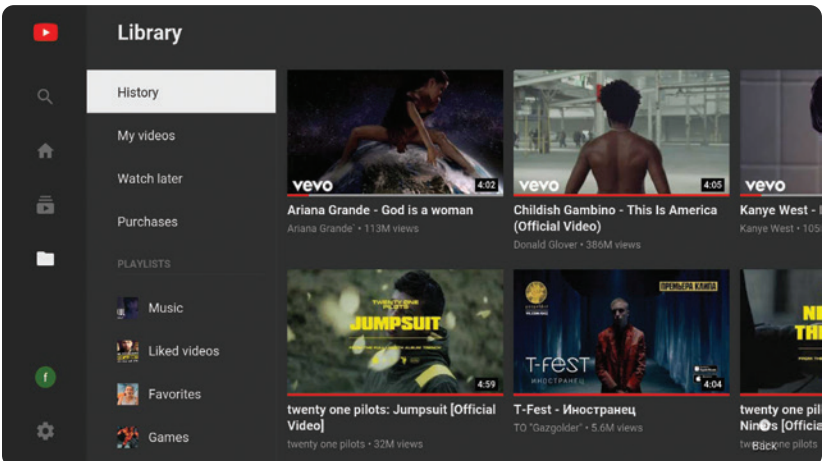
Plays: Tailor highlights to specific types of plays, such as touchdowns.

Players: Watch reels centred around specific players by selecting their names, numbers, or teams.

YouTube

Enjoy the videos and music you love, upload original content, and share it all with friends, family, and the world on YouTube.

- Music
- News
- Sports
- Gaming
- Trending
- Cooking
- Tech
- Health
- Learning
- Comedy





Press the Search button on your InfiniTV remote at anytime to search and download new apps.



Westman GO Apps

You can stream your favourite TV programs anywhere, anytime, using Westman GO Apps. Watch On Demand shows, movies, sports and news on your InfiniTV box for free with your subscription to these channels!



A&E

Programming ranges from critically acclaimed original series and movies, to innovative specials, feature film presentations, and contemporary performances.



CTV

Canada's #1 television lineup is available live and on demand on CTV GO. The app provides live streaming of CTV and CTV Two's television feed featuring Canada's most-watched programming, as well as a library of on demand content.



Crave

With Crave, stream Hollywood's biggest movies and your favourite series from HBO, Showtime, and more, anytime, anywhere. The Crave app is part of your subscription to Crave.




Global

As one of the country's premier conventional networks, millions of Canadians tune-in to Global Television daily to be informed and entertained by a range of top quality news, daytime and primetime programming.



Sportsnet NOW

Sportsnet NOW is the digital destination for viewers to watch live streaming of Sportsnet Ontario, Sportsnet East, Sportsnet Pacific, Sportsnet West, Sportsnet One and Sportsnet 360 anytime, anywhere on a variety of different devices. If you are a Sportsnet television subscriber, Sportsnet NOW is available to you at no additional cost.



How to sign up for GO Apps:

1. Go to watchTVeverywhere.ca
2. Select Westman Communications Group from the 'select your TV provider' drop-down menu
3. Click Register and fill in the fields
 - a. Enter your account number starting with 8243 **** *
**** *
 - b. Enter the numbers provided for Verification Code
4. You will receive a confirmation email with the activation link for you to log into watchTVeverywhere.ca

All of the channels that you are subscribed to will need to be authenticated after downloading the app onto your InfiTV. Just follow the on screen instructions. If you're on another device, all of the channels that you are subscribed to will show up, just click on the link and it will take you to that channel's GO App page where you can start watching your favourite shows!!

*Select GO apps available for download on your streaming entertainment service.


Note: GO App offerings vary by community. All apps require a subscription to the linear TV channel and is restricted to viewing in Canada only. This is set by the network. If data is being used for connection, data fees may apply. Programs are not downloadable to your device. They are only available to be streamed over an Internet connection. A separate subscription to other streaming service apps may be required to view content within those apps. Some of the GO Apps may not be available to download on your InfiTV set-top box. These can still be accessed on other devices. GO Apps are available for PC, Mac, iOS and Android devices. Other restrictions may apply. InfiTV experience is subject to change and updates.

Voice Control



Use Google Assistant inside the InfiniTV app or outside the app.

Google Assistant Hey Google

To control your InfiniTV box with your voice, the Google Assistant will already be setup during the initial install of your InfiniTV box. To access your Google Assistant press the Google Assistant button  (once) in the centre of your remote and wait for the prompt to appear at the bottom left-hand side.



Hi, how can I help?

Say It To Play It.

Ask it to play your favourite show, video, or music.
Or find the latest movie to enjoy.

Movies & TV Shows:

Play The Masked Singer on my TV.

Video clips: Play cat videos.

Apps: Open YouTube.

Search: Search for sitcoms.

Info: Tell me about Game of Thrones.

Control:

Playback: Pause. Stop. Resume.

Volume: Louder. Softer.

Power: Turn off.

Ask Google:

Sports: How did the Brandon Wheat Kings do?

When is the next Winnipeg Jets Game?

Calculations: What's 20% of 80?

Dictionary: What does "Ecstatic" mean?

Find Answers: How far away is the moon?

Unit Conversions: How many kilometers in a mile?



More info? Visit support.westmancom.com
to search **InfiniTV FAQs.**

More InfiniTV Tips

Whole Home

The InfiniTV Whole Home experience extends throughout your home so you can easily **stream, record, share** and **access** your entire library of entertainment from any room in your home!

You can add two, three or more set-top boxes for your bedroom, kitchen, den or basement - and the Whole Home experience is complete!

It's the easiest way to stream content in real-time from room-to-room and record programming the entire household can enjoy.

User Profiles

In the Westman InfiniTV app Features Bar on the left-hand side, scroll down to your profile name and select "Users", then "Add User". Enter your Master PIN, then the "Checkmark" to proceed. Enter the new user name, then click on the "Checkmark" to proceed to set a new user PIN for that profile, click on the "Checkmark". Enter the PIN again to confirm. Choose a new Avatar by clicking on the image of your choice. Now you can have up to 6 different users to customize your experience.




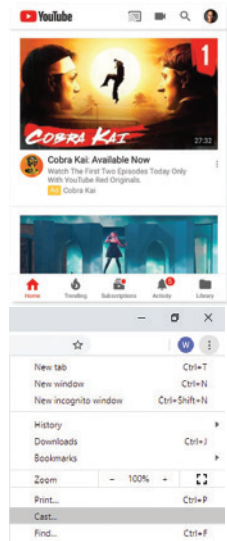
Google Cast

Cast from a mobile device.

Certain apps allow you to cast to your TV.


To cast, simply use the following steps.

1. Open a Googlecast compatible app on your mobile phone.
2. Navigate to the screen you wish to cast.
3. Tap on the "Cast" icon and then  select your Android TV.



Cast from Google Chrome

This device has  Chromecast built-in

To cast from Google Chrome, click the "Settings" icon  located on the top right hand corner of the browser, then click "Cast".



To access the Features Bar on your InfiniTV app, select the red button and it will display on the left-hand side of your screen. When in the grid grid, it records.

 Features and record button.



Need More Assistance?

Here's how you can always find answers:

support.westmancom.com

and search **InfiniTV FAQs**

FOR TECHNICAL ASSISTANCE, PLEASE CALL

204.725.4300 or toll free **1.800.665.3337**

Notes:

InfiniTV service subject to availability. Please contact Westman Communications Group for details. Actual recording capacity may vary based on television signal source and content. Broadband Internet connection required for receipt of third-party services. Availability of third-party content subject to change and additional fees may apply. InfiniTV service requires a subscription to Westman Internet services.

Access to some interactive features may be limited by a third-party. Availability and quantity of apps are not guaranteed and are subject to change. Some apps may enable you to access or otherwise use third-party products and services, and apps may contain links to third-party websites. Such third-parties have their own agreements and policies that govern their collection, use, and disclosure of information. Other restrictions apply.

©2024 Westman Communications Group. All rights reserved.